

# Manufacturing in Delaware



Delaware

# Contents

What is Lightcast Data? .....	1
Report Parameters .....	2
Workforce Map .....	3
Executive Summary .....	4
Supply (Jobs) .....	5
Demographic Details .....	7
Demand .....	9
What skills are they posting for? .....	20

## What is Lightcast Data?

Lightcast data is a hybrid dataset derived from official government sources such as the US Census Bureau, Bureau of Economic Analysis, and Bureau of Labor Statistics. Leveraging the unique strengths of each source, our data modeling team creates an authoritative dataset that captures more than 99% of all workers in the United States. This core offering is then enriched with data from online social profiles, resumés, and job postings to give you a complete view of the workforce.

Lightcast data is frequently cited in major publications such as *The Atlantic*, *Forbes*, *Harvard Business Review*, *The New York Times*, *The Wall Street Journal*, and *USA Today*.



## Report Parameters

### 1 Industry

31 Manufacturing

---

### 1 State

10 Delaware

---

### Class of Worker

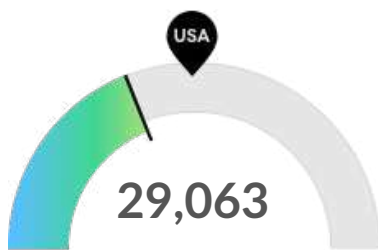
QCEW Employees, Non-QCEW Employees, Self-Employed, and  
Extended Proprietors

The information in this report pertains to the chosen industry and geographical area.



## Executive Summary

### Light Hiring Competition Over a Thin Supply of Regional Talent



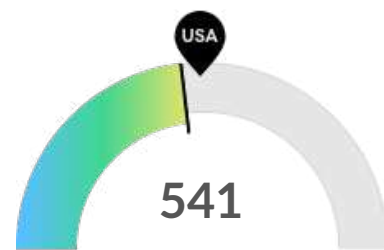
**Supply (Jobs)**

Delaware is not a hotspot for this kind of talent. The national average for an area this size is 42,240\* employees, while there are 29,063 here.



**Earnings Per Job**

Earnings per job are above the national average. The national average salary for Manufacturing in an area this size is \$97,692, while in Delaware it is \$109,266. Earnings per jobs is the total industry earnings divided by the number of jobs in the industry.



**Demand (Job Postings)**

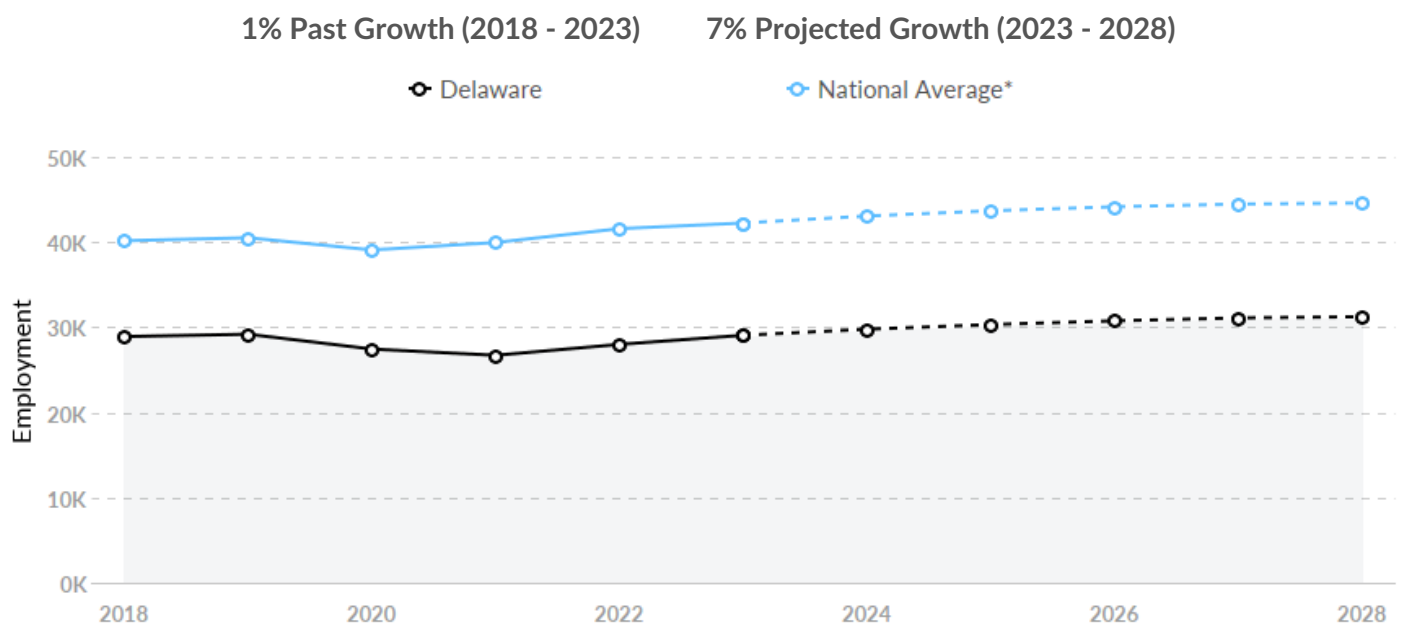
Competition from online job postings is low in Delaware. The national average for an area this size is 603\* job postings/mo, while there are 541 here.

\*National average values are derived by taking the national value for Manufacturing and scaling it down to account for the difference in overall workforce size between the nation and Delaware. In other words, the values represent the national average adjusted for region size.

## Supply (Jobs)

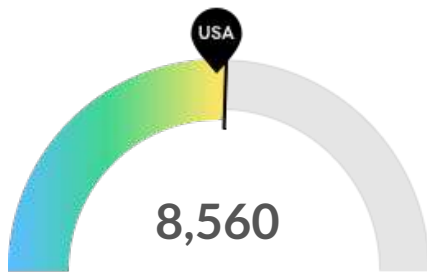
### Supply Is Lower Than the National Average

The regional vs. national average employment helps you understand if the supply of Manufacturing is a strength or weakness for Delaware, and how it is changing relative to the nation. An average area of this size would have 42,240\* employees, while there are 29,063 here. This lower than expected supply may make it more difficult to find candidates. The gap between expected and actual employment is expected to remain roughly the same over the next 5 years.



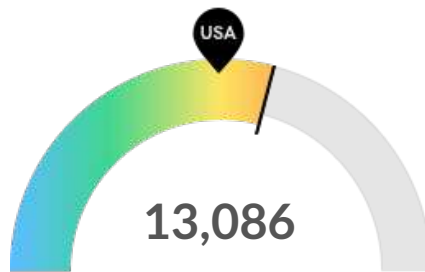
\*National average values are derived by taking the national value for Manufacturing and scaling it down to account for the difference in overall workforce size between the nation and Delaware. In other words, the values represent the national average adjusted for region size.

## Retirement Risk Is About Average, While Overall Diversity Is High



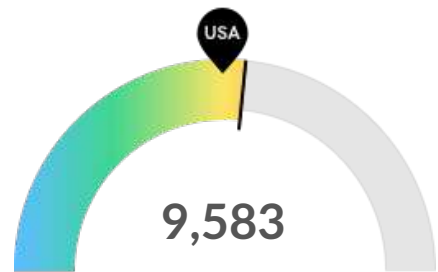
**Retiring Soon**

Retirement risk is about average in Delaware. The national average for an area this size is 8,277\* employees 55 or older, while there are 8,560 here.



**Racial Diversity**

Racial diversity is high in Delaware. The national average for an area this size is 10,407\* racially diverse employees, while there are 13,086 here.



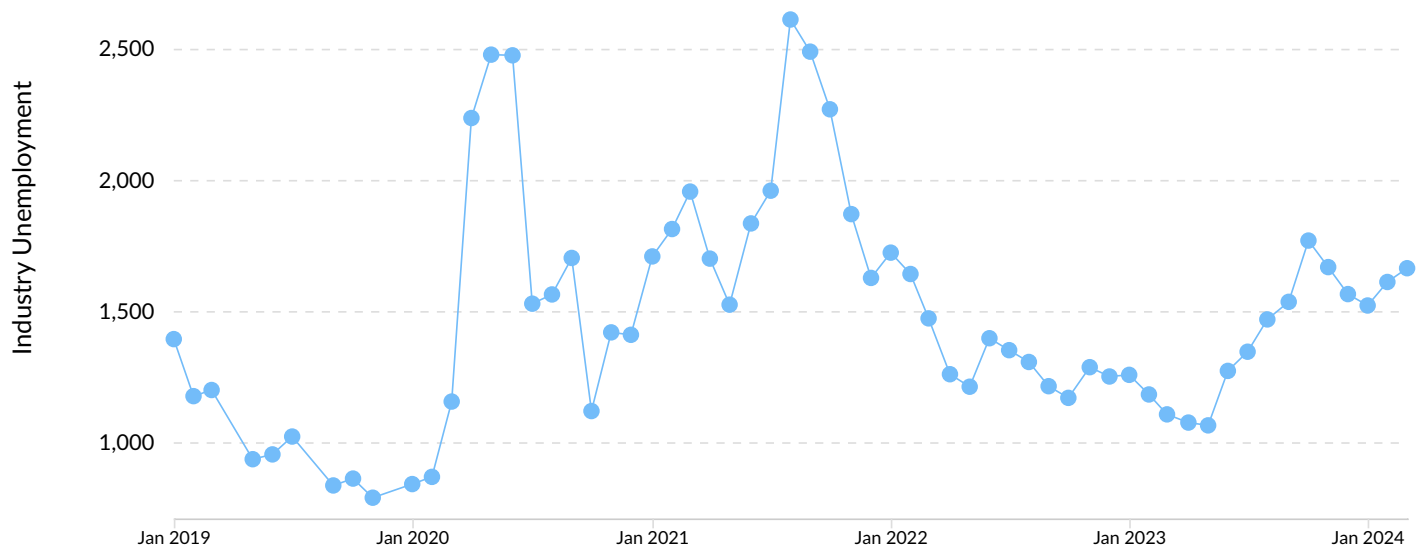
**Gender Diversity**

Gender diversity is about average in Delaware. The national average for an area this size is 8,744\* female employees, while there are 9,583 here.

\*National average values are derived by taking the national value for Manufacturing and scaling it down to account for the difference in overall workforce size between the nation and Delaware. In other words, the values represent the national average adjusted for region size.

## Unemployment Rate Trends

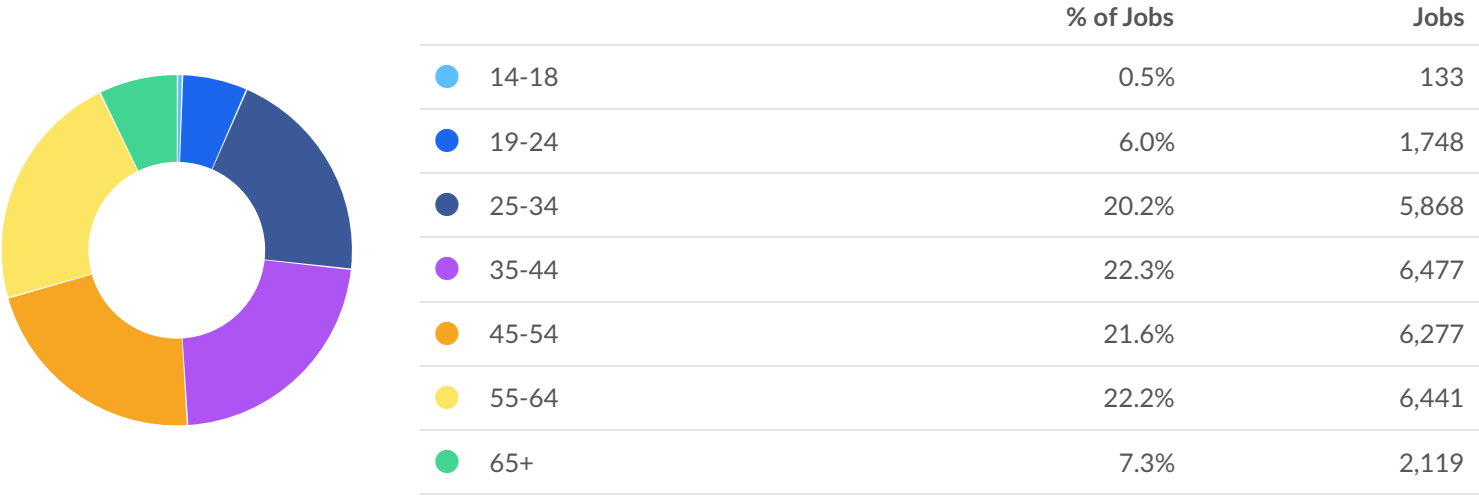
Unemployment shown at the 2-digit sector level.



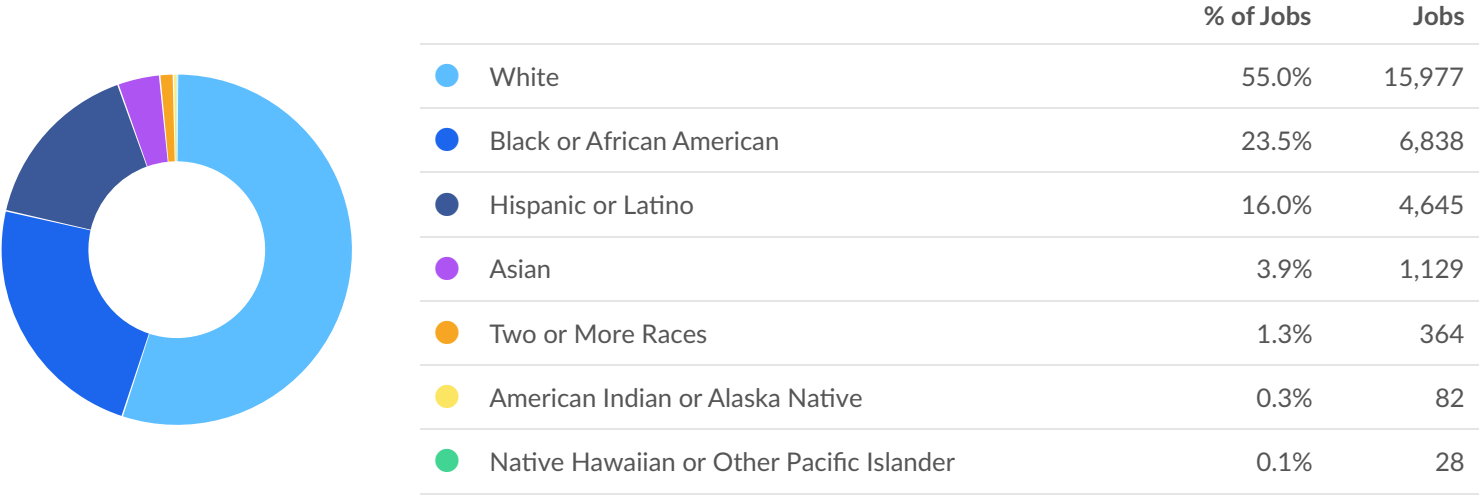


# Demographic Details

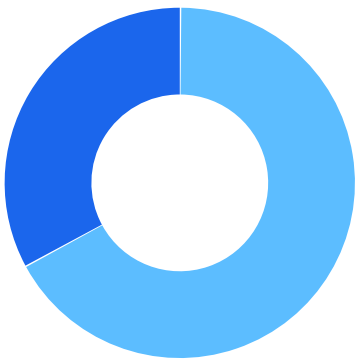
## Industry Age Breakdown



## Industry Race/Ethnicity Breakdown

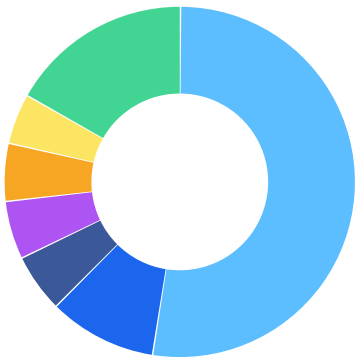


### Industry Gender Breakdown



	% of Jobs	Jobs
Males	67.0%	19,480
Females	33.0%	9,583

### Most Jobs are Found in the Production Occupations Industry Sector



Occupation	% of Industry in Occupation (2023)
Production Occupations	52.4%
Transportation and Material Moving Occupations	10.0%
Architecture and Engineering Occupations	5.4%
Office and Administrative Support Occupations	5.4%
Management Occupations	5.3%
Installation, Maintenance, and Repair Occupations	4.6%
Other	16.9%

## Demand



### 439 Employers Competing

All employers in the region who posted for this job over the last 12 months.



### 6,495 Unique Job Postings

The number of unique postings for this job over the last 12 months.



### 20 Day Median Duration

Posting duration is 3 days shorter than what's typical in the region.

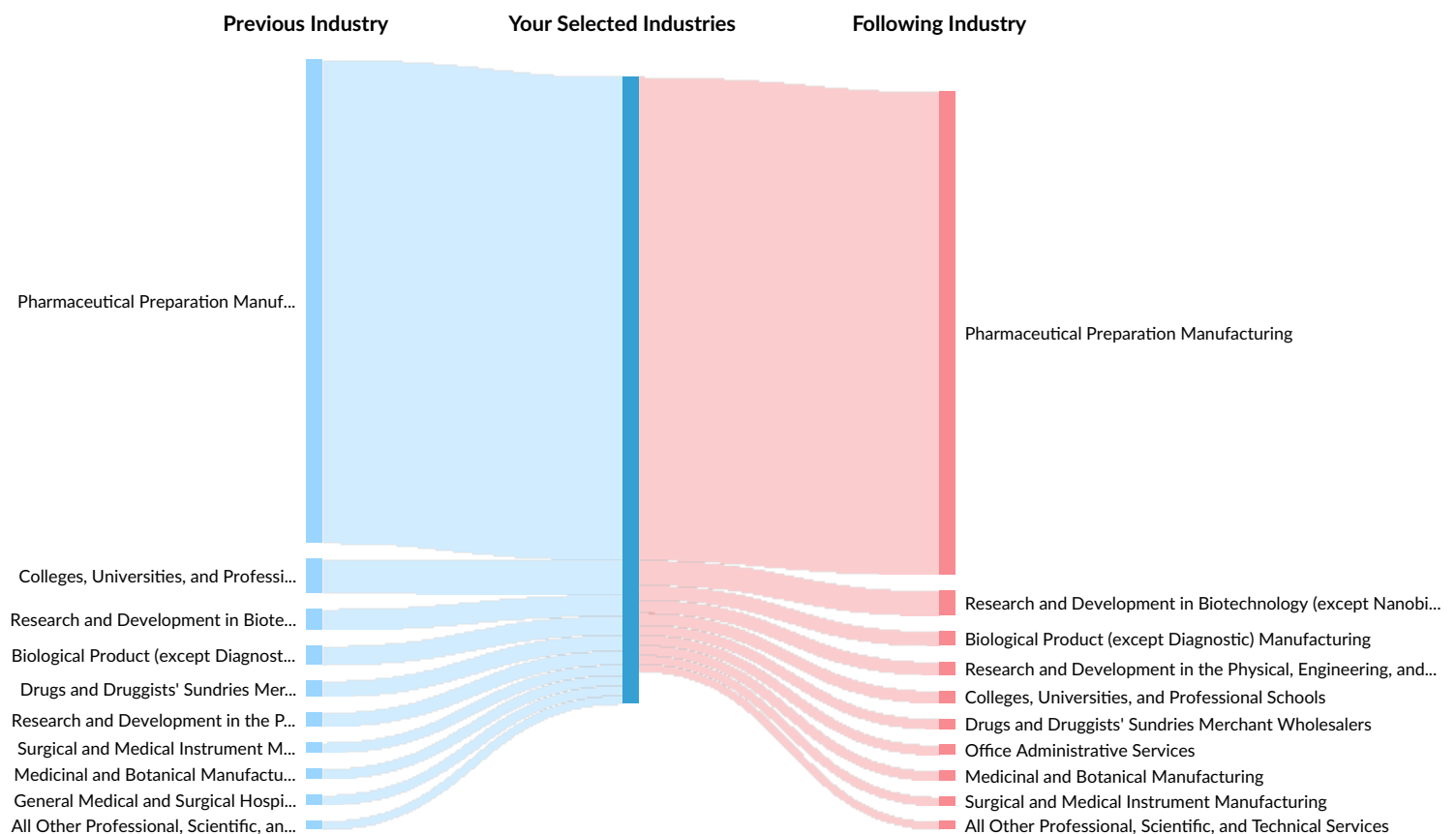
Top Companies		Unique Postings		Top Job Titles		Unique Postings	
AstraZeneca		750	<div></div>	Medical Science Liaisons		54	<div></div>
Johnson & Johnson		279	<div></div>	Area Business Managers		36	<div></div>
DuPont		260	<div></div>	Maintenance Technicians		33	<div></div>
Ford		218	<div></div>	Bilingual Customer Service Spec...		30	<div></div>
Cai		181	<div></div>	Material Handlers		25	<div></div>

## Industry Gain and Drain

The table below analyzes the profiles of current and past people in your selected industries. The left column shows job transitions from other industries to your selected industries. The right column shows job transitions from your selected industries to other industries.

Please note, results are only available at the national level and the 6-digit NAICS level. Also your selection has been limited to 100 industries.

The following represents the job transitions of employees in your selected industries in the United States:



Previous Industries	Transitions
Pharmaceutical Preparation Manufacturing	267,473
Colleges, Universities, and Professional Schools	19,044
Research and Development in Biotechnology (except Nanobiotechnology)	11,621

Previous Industries	Transitions
Biological Product (except Diagnostic) Manufacturing	10,524
Drugs and Druggists' Sundries Merchant Wholesalers	8,786
Research and Development in the Physical, Engineering, and Life Sciences (except Nanotechnology and Biotechnology)	7,657
Surgical and Medical Instrument Manufacturing	5,759
Medicinal and Botanical Manufacturing	5,680
General Medical and Surgical Hospitals	5,608
All Other Professional, Scientific, and Technical Services	4,700
Offices of Physicians (except Mental Health Specialists)	3,827
Analytical Laboratory Instrument Manufacturing	3,609
Office Administrative Services	3,055
Administrative Management and General Management Consulting Services	2,500
Medical, Dental, and Hospital Equipment and Supplies Merchant Wholesalers	2,264
Wholesale Trade Agents and Brokers	1,995
Custom Computer Programming Services	1,951
Computer Systems Design Services	1,736
Surgical Appliance and Supplies Manufacturing	1,611
Engineering Services	1,488
Employment Placement Agencies	1,420
Offices of Lawyers	1,310
Commercial Banking	1,304
Software Publishers	1,295
Offices of Certified Public Accountants	1,241
Offices of Other Holding Companies	1,208
Full-Service Restaurants	1,175

Previous Industries	Transitions
Insurance Agencies and Brokerages	1,042
All Other Miscellaneous Retailers	997
Other Management Consulting Services	990
Other Computer Related Services	983
National Security	970
Limited-Service Restaurants	941
Department Stores	805
Computing Infrastructure Providers, Data Processing, Web Hosting, and Related Services	783
Elementary and Secondary Schools	778
Temporary Help Services	776
Marketing Consulting Services	769
Electromedical and Electrotherapeutic Apparatus Manufacturing	750
Offices of Real Estate Agents and Brokers	724
Clothing and Clothing Accessories Retailers	698
Supermarkets and Other Grocery Retailers (except Convenience Retailers)	588
Wireless Telecommunications Carriers (except Satellite)	517
Cut and Sew Apparel Manufacturing (except Contractors)	506
Electronics and Appliance Retailers	469
Hotels (except Casino Hotels) and Motels	463
Search, Detection, Navigation, Guidance, Aeronautical, and Nautical System and Instrument Manufacturing	450
Other Miscellaneous Durable Goods Merchant Wholesalers	429
Soap and Other Detergent Manufacturing	407
Electronic Computer Manufacturing	404
Soft Drink Manufacturing	389

Previous Industries	Transitions
All Other Miscellaneous Food Manufacturing	386
All Other Miscellaneous Manufacturing	384
Computer Terminal and Other Computer Peripheral Equipment Manufacturing	368
All Other Basic Organic Chemical Manufacturing	351
Plastics Material and Resin Manufacturing	350
Bottled Water Manufacturing	331
Automobile and Light Duty Motor Vehicle Manufacturing	329
Abrasive Product Manufacturing	295
Semiconductor and Related Device Manufacturing	289
All Other Miscellaneous Chemical Product and Preparation Manufacturing	284
Commercial and Institutional Building Construction	280
Electrical Contractors and Other Wiring Installation Contractors	266
Other Measuring and Controlling Device Manufacturing	252
Commercial and Service Industry Machinery Manufacturing	251
Toilet Preparation Manufacturing	243
All Other Plastics Product Manufacturing	238
Other Motor Vehicle Parts Manufacturing	234
Plumbing, Heating, and Air-Conditioning Contractors	231
Aircraft Manufacturing	224
Industrial Machinery and Equipment Merchant Wholesalers	221
Aircraft Engine and Engine Parts Manufacturing	213
All Other Industrial Machinery Manufacturing	198
Commercial Printing (except Screen and Books)	195
Paint and Coating Manufacturing	194

Previous Industries	Transitions
Relay and Industrial Control Manufacturing	183
Petroleum Refineries	148
Apparel Accessories and Other Apparel Manufacturing	147
All Other Miscellaneous Electrical Equipment and Component Manufacturing	144
Footwear Manufacturing	117
Radio and Television Broadcasting and Wireless Communications Equipment Manufacturing	106
Instruments and Related Products Manufacturing for Measuring, Displaying, and Controlling Industrial Process Variables	101
Breweries	99
Guided Missile and Space Vehicle Manufacturing	98
Other Aircraft Parts and Auxiliary Equipment Manufacturing	93
Corrugated and Solid Fiber Box Manufacturing	91
Other Electronic Component Manufacturing	90
Other Communications Equipment Manufacturing	85
All Other Miscellaneous General Purpose Machinery Manufacturing	85
Other Engine Equipment Manufacturing	83
Oil and Gas Field Machinery and Equipment Manufacturing	75
Construction Machinery Manufacturing	74
Audio and Video Equipment Manufacturing	62
Air-Conditioning and Warm Air Heating Equipment and Commercial and Industrial Refrigeration Equipment Manufacturing	58
Major Household Appliance Manufacturing	54
Machine Shops	53
Power-Driven Handtool Manufacturing	49



Previous Industries	Transitions
All Other Miscellaneous Fabricated Metal Product Manufacturing	47
Rubber and Plastics Hoses and Belting Manufacturing	38
Farm Machinery and Equipment Manufacturing	37
Following Industries	Transitions
Pharmaceutical Preparation Manufacturing	267,473
Research and Development in Biotechnology (except Nanobiotechnology)	13,708
Biological Product (except Diagnostic) Manufacturing	7,944
Research and Development in the Physical, Engineering, and Life Sciences (except Nanotechnology and Biotechnology)	7,338
Colleges, Universities, and Professional Schools	6,637
Drugs and Druggists' Sundries Merchant Wholesalers	5,692
Office Administrative Services	5,542
Medicinal and Botanical Manufacturing	5,486
Surgical and Medical Instrument Manufacturing	4,900
All Other Professional, Scientific, and Technical Services	4,366
Analytical Laboratory Instrument Manufacturing	3,299
General Medical and Surgical Hospitals	2,967
Offices of Physicians (except Mental Health Specialists)	2,306
Medical, Dental, and Hospital Equipment and Supplies Merchant Wholesalers	2,202
Wholesale Trade Agents and Brokers	1,990
Administrative Management and General Management Consulting Services	1,901
Custom Computer Programming Services	1,654
Software Publishers	1,397
Commercial Banking	1,249

Following Industries	Transitions
Offices of Other Holding Companies	1,240
Surgical Appliance and Supplies Manufacturing	1,229
Engineering Services	1,198
Computer Systems Design Services	1,140
Other Scientific and Technical Consulting Services	1,071
All Other Miscellaneous Retailers	942
Other Computer Related Services	855
Insurance Agencies and Brokerages	809
Other Management Consulting Services	805
Offices of Real Estate Agents and Brokers	776
Offices of Certified Public Accountants	729
Employment Placement Agencies	720
Electromedical and Electrotherapeutic Apparatus Manufacturing	704
Computing Infrastructure Providers, Data Processing, Web Hosting, and Related Services	701
Marketing Consulting Services	667
Limited-Service Restaurants	664
Elementary and Secondary Schools	598
Web Search Portals and All Other Information Services	536
Full-Service Restaurants	531
Temporary Help Services	488
Search, Detection, Navigation, Guidance, Aeronautical, and Nautical System and Instrument Manufacturing	408
Semiconductor and Related Device Manufacturing	401
National Security	348
Bottled Water Manufacturing	346

Following Industries	Transitions
Soap and Other Detergent Manufacturing	343
Electronic Computer Manufacturing	342
All Other Miscellaneous Chemical Product and Preparation Manufacturing	330
Clothing and Clothing Accessories Retailers	320
Other Miscellaneous Durable Goods Merchant Wholesalers	317
Automobile and Light Duty Motor Vehicle Manufacturing	306
Cut and Sew Apparel Manufacturing (except Contractors)	298
Department Stores	294
All Other Miscellaneous Food Manufacturing	290
Other Measuring and Controlling Device Manufacturing	277
All Other Miscellaneous Manufacturing	276
Computer Terminal and Other Computer Peripheral Equipment Manufacturing	263
All Other Basic Organic Chemical Manufacturing	262
Aircraft Manufacturing	241
Commercial and Institutional Building Construction	239
Plastics Material and Resin Manufacturing	234
Toilet Preparation Manufacturing	226
Soft Drink Manufacturing	219
Other Basic Inorganic Chemical Manufacturing	212
Relay and Industrial Control Manufacturing	201
Plumbing, Heating, and Air-Conditioning Contractors	192
All Other Plastics Product Manufacturing	190
Industrial Machinery and Equipment Merchant Wholesalers	175
Electrical Contractors and Other Wiring Installation Contractors	164

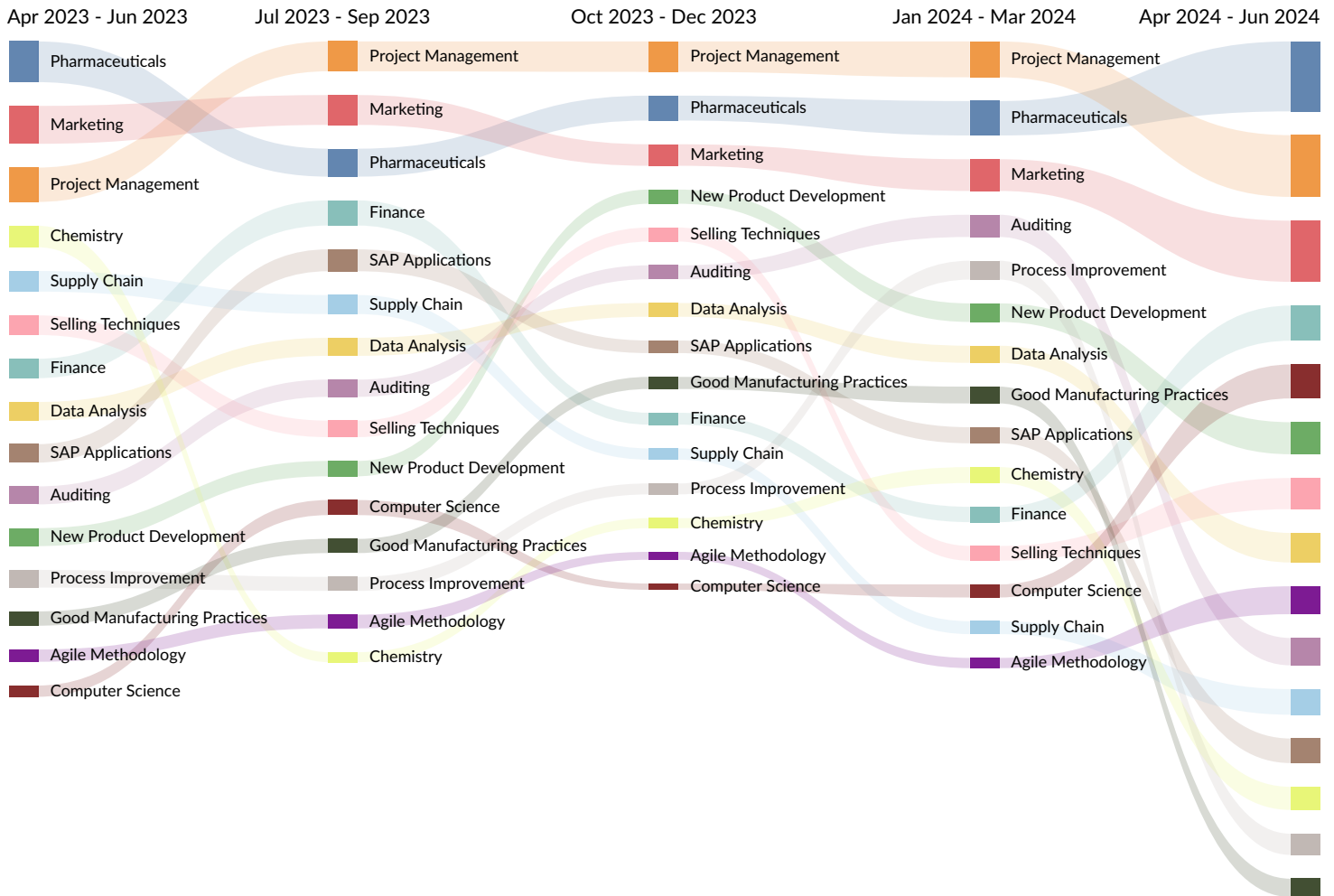
Following Industries	Transitions
Paint and Coating Manufacturing	157
All Other Industrial Machinery Manufacturing	144
Commercial and Service Industry Machinery Manufacturing	139
Guided Missile and Space Vehicle Manufacturing	134
Other Motor Vehicle Parts Manufacturing	133
Aircraft Engine and Engine Parts Manufacturing	131
Apparel Accessories and Other Apparel Manufacturing	121
Commercial Printing (except Screen and Books)	115
All Other Miscellaneous Electrical Equipment and Component Manufacturing	106
Other Electronic Component Manufacturing	100
Footwear Manufacturing	95
Chocolate and Confectionery Manufacturing from Cacao Beans	90
Other Communications Equipment Manufacturing	89
Petroleum Refineries	88
Oil and Gas Field Machinery and Equipment Manufacturing	80
Abrasive Product Manufacturing	79
Instruments and Related Products Manufacturing for Measuring, Displaying, and Controlling Industrial Process Variables	72
All Other Miscellaneous General Purpose Machinery Manufacturing	66
Corrugated and Solid Fiber Box Manufacturing	62
Radio and Television Broadcasting and Wireless Communications Equipment Manufacturing	58
Construction Machinery Manufacturing	58
Breweries	55
Other Engine Equipment Manufacturing	50

Following Industries	Transitions
All Other Miscellaneous Fabricated Metal Product Manufacturing	50
Power-Driven Handtool Manufacturing	48
Other Aircraft Parts and Auxiliary Equipment Manufacturing	47
Farm Machinery and Equipment Manufacturing	41
Air-Conditioning and Warm Air Heating Equipment and Commercial and Industrial Refrigeration Equipment Manufacturing	37
Audio and Video Equipment Manufacturing	37
Machine Shops	33
Motor Vehicle Electrical and Electronic Equipment Manufacturing	30
Major Household Appliance Manufacturing	27
Rubber and Plastics Hoses and Belting Manufacturing	16

# What skills are they posting for?

## Top 15 Skills for All Job Types by Quarter

Skills help us understand the direction an industry is headed.



## Gross Regional Product (GRP)

**\$3.2B**

Earnings (2023)

**\$7.5B**

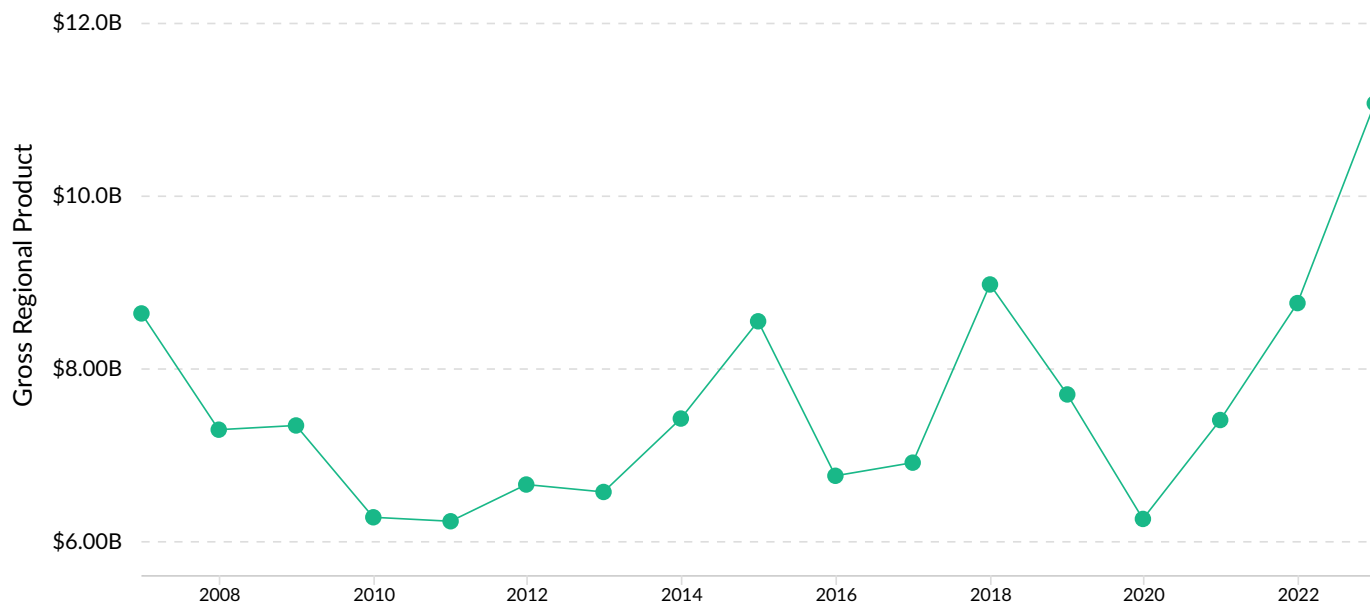
Property Income  
(2023)

**\$392.2M**

Taxes (2023)

**\$11.1B**

Total GRP (2023)



## Industry Requirements

Purchases from	In-region Purchases	Imported Purchases	Total Purchases
Crude Petroleum Extraction	\$34,239,420	\$3,969,023,157	\$4,003,262,578
Animal Production	\$123,110,618	\$1,662,606,017	\$1,785,716,635
Natural Gas Extraction	\$6,872,374	\$1,023,308,993	\$1,030,181,367
Petrochemical Manufacturing	\$0	\$590,479,414	\$590,479,414
All Other Basic Organic Chemical Manufacturing	\$481,655,137	\$57,669,104	\$539,324,241